

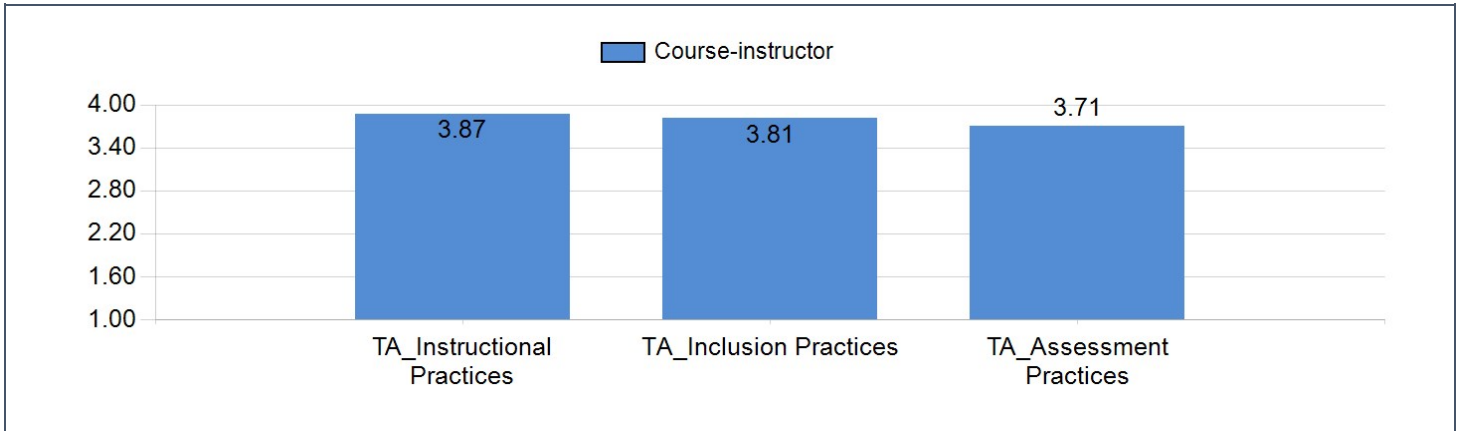
Project Title: **USC Learning Experience Evaluations - Spring 2026**Courses Audience: **25**  
Responses Received: **10**  
Response Ratio: **40.0 %**

---

**Report Comments****Please download and save a PDF copy of this report**

## LEARNING EXPERIENCE SUBSCALE ANALYSIS FOR TEACHING ASSISTANT

### Learning Experience Subscale Average Score for Teaching Assistant



Competency	Course-instructor	Standard Deviation
TA_Instructional Practices	3.87	+/-0.35
TA_Inclusion Practices	3.81	+/-0.40
TA_Assessment Practices	3.71	+/-0.45

**TA\_INSTRUCTIONAL PRACTICES**

	N	Mean	Std. Deviation
The teaching assistant carefully explained difficult concepts, methods, and subject matter	10	3.90	0.32
The teaching assistant encouraged questioning and discussion of course topics from the students	10	3.90	0.32
The teaching assistant encouraged me to do my best work.	10	3.80	0.42

**TA\_INCLUSION PRACTICES**

	N	Mean	Std. Deviation
The teaching assistant used a variety of teaching approaches to meet the needs of all students.	9	3.67	0.50
The teaching assistant was receptive to the expression of diverse student viewpoints.	10	3.90	0.32
The teaching assistant demonstrated sensitivity to students' needs and diverse life experiences.	9	3.78	0.44
The course materials included diverse perspectives OR applications to diverse populations.	9	3.89	0.33

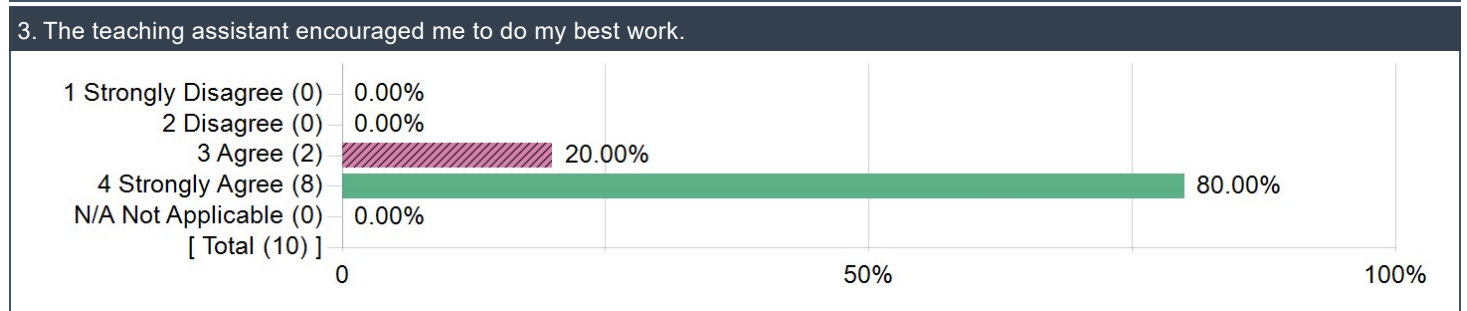
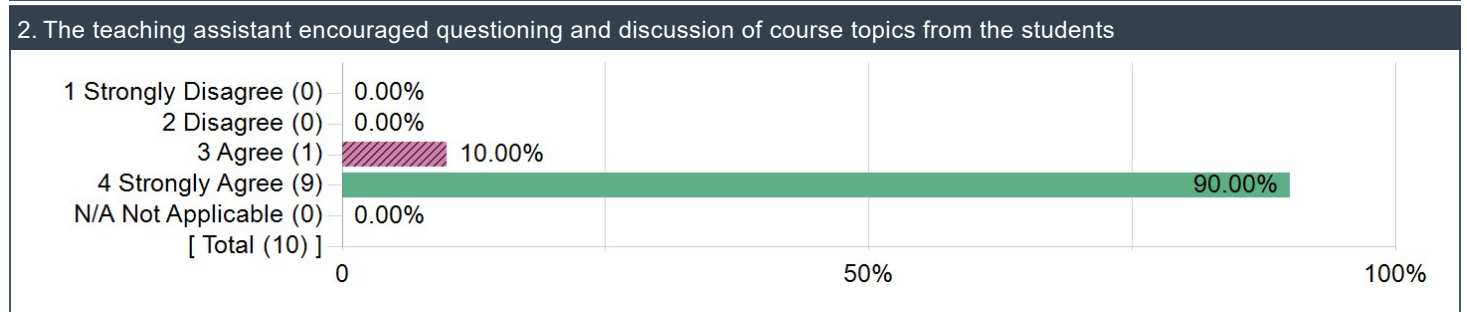
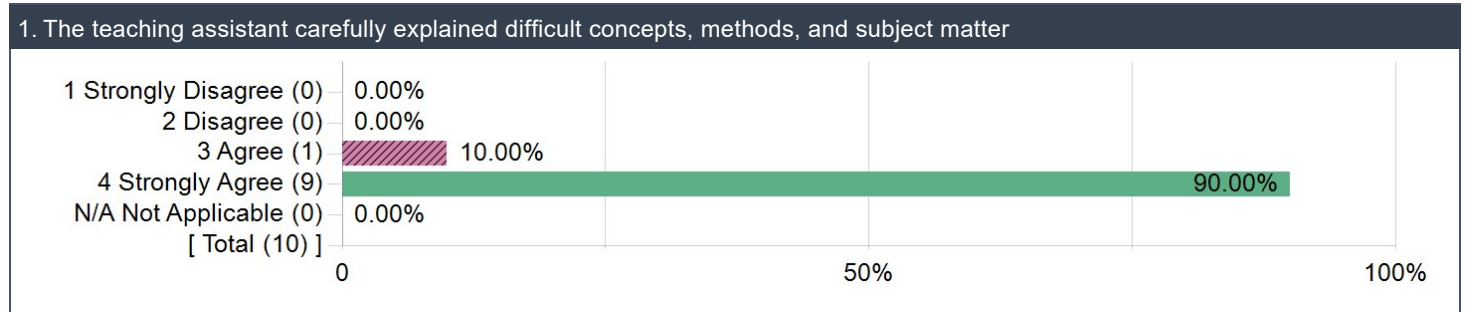
**TA\_ASSESSMENT PRACTICES**

	N	Mean	Std. Deviation
The assessments/assignments reflected what was covered in the course	8	3.88	0.35
The grades I have received thus far reflect the QUALITY of my performance in the course.	7	3.43	0.53
The criteria for good performance on the assignments or assessments were clearly communicated.	9	3.67	0.50
The teaching assistant's evaluation of my performances was constructive.	9	3.89	0.33

## LEARNING EXPERIENCE SUBSCALE ANALYSIS FOR TA: INSTRUCTIONAL PRACTICES

### TA\_INSTRUCTIONAL PRACTICES

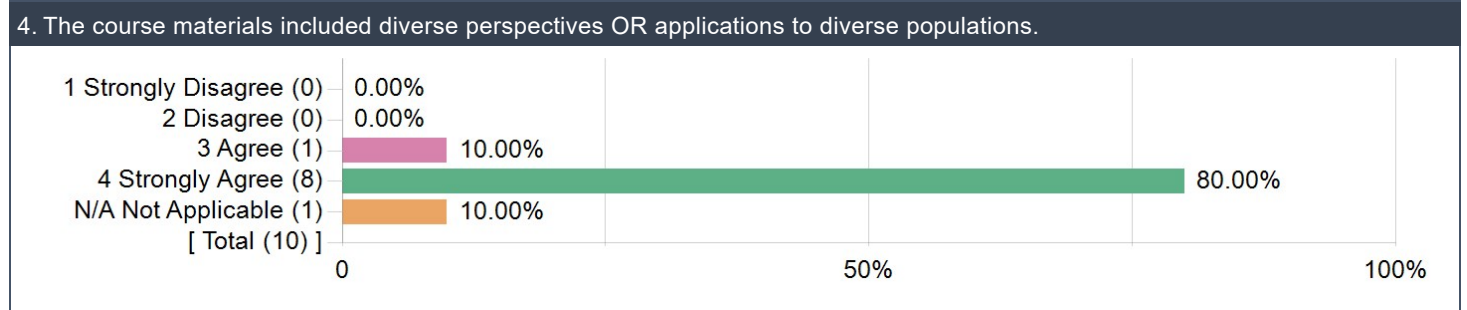
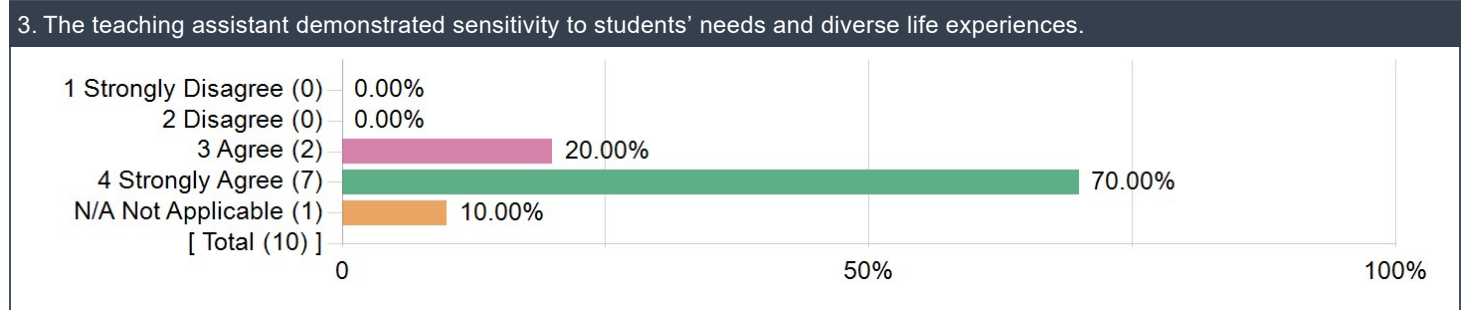
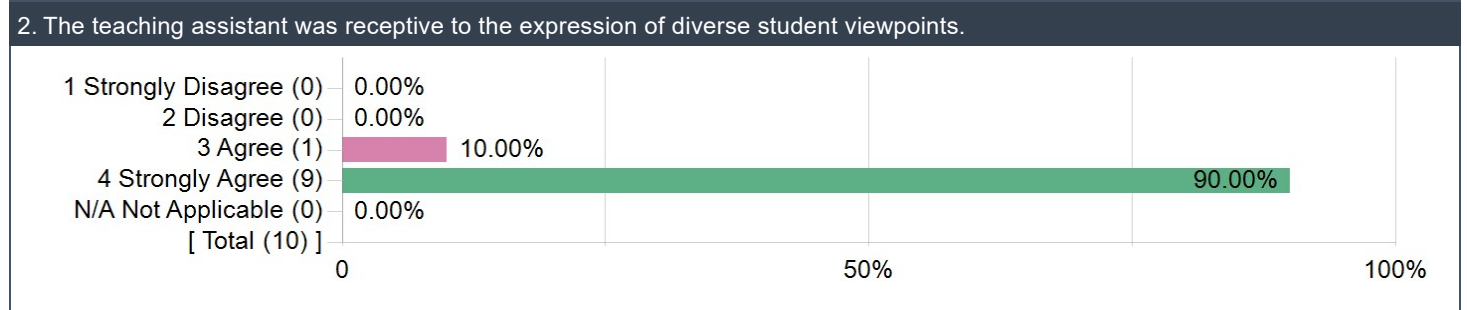
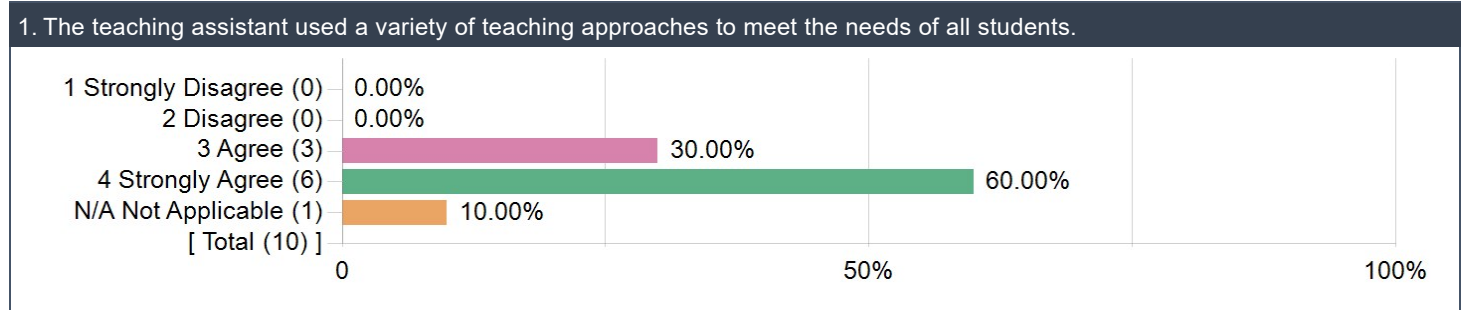
	N	Mean	Std. Deviation
The teaching assistant carefully explained difficult concepts, methods, and subject matter	10	3.90	0.32
The teaching assistant encouraged questioning and discussion of course topics from the students	10	3.90	0.32
The teaching assistant encouraged me to do my best work.	10	3.80	0.42



## LEARNING EXPERIENCE SUBSCALE ANALYSIS FOR TA: INCLUSION PRACTICES

### TA INCLUSION PRACTICES

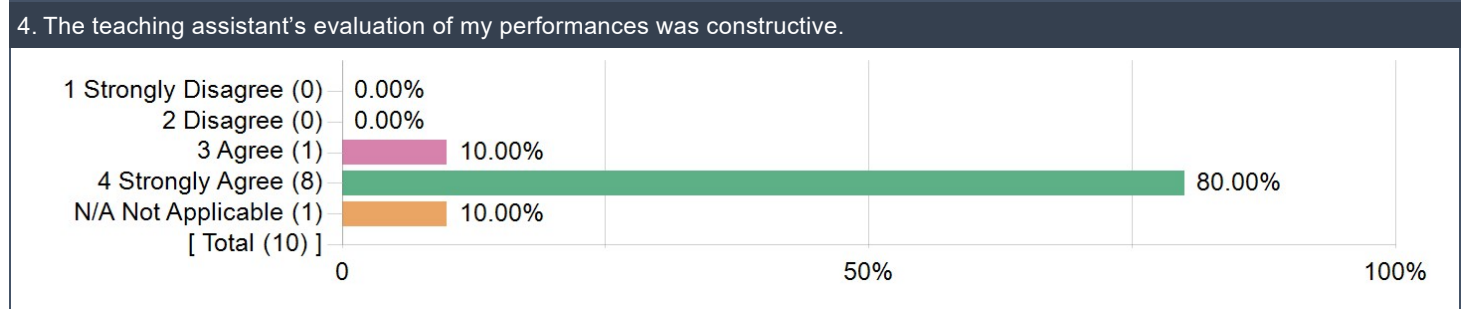
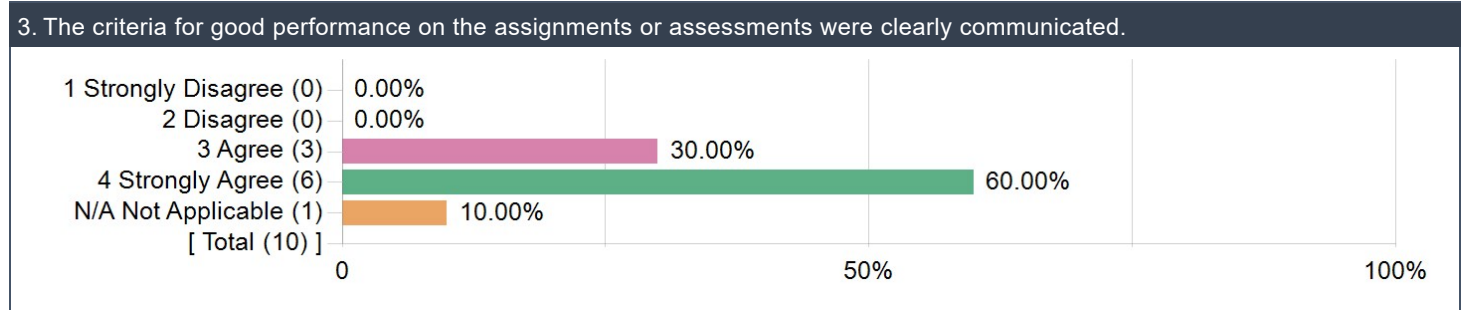
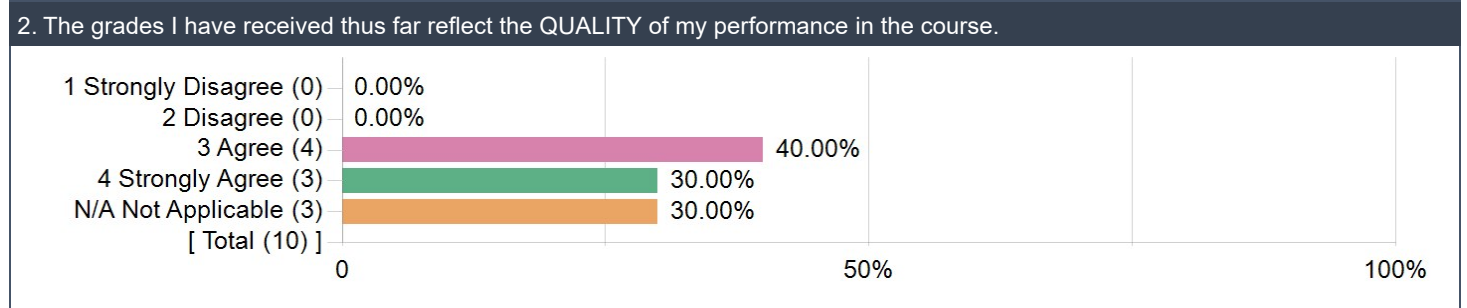
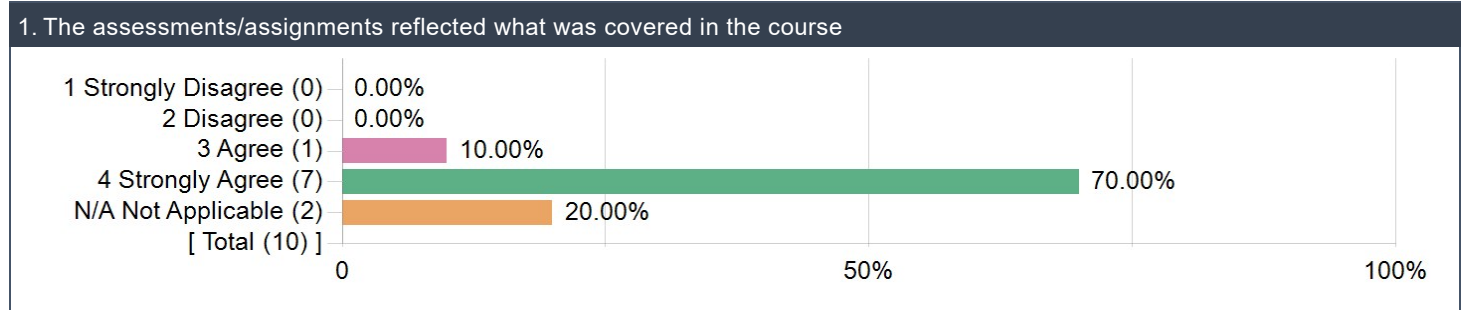
	N	Mean	Std. Deviation
The teaching assistant used a variety of teaching approaches to meet the needs of all students.	9	3.67	0.50
The teaching assistant was receptive to the expression of diverse student viewpoints.	10	3.90	0.32
The teaching assistant demonstrated sensitivity to students' needs and diverse life experiences.	9	3.78	0.44
The course materials included diverse perspectives OR applications to diverse populations.	9	3.89	0.33



## LEARNING EXPERIENCE SUBSCALE ANALYSIS FOR TA: ASSESSMENT PRACTICES

### TA\_ASSESSMENT PRACTICES

	N	Mean	Std. Deviation
The assessments/assignments reflected what was covered in the course	8	3.88	0.35
The grades I have received thus far reflect the QUALITY of my performance in the course.	7	3.43	0.53
The criteria for good performance on the assignments or assessments were clearly communicated.	9	3.67	0.50
The teaching assistant's evaluation of my performances was constructive.	9	3.89	0.33



**TA: Is there additional information or feedback that you would like to share with teaching assistant Juan Gonzalez Blanco?**

Comment
Thank you for all of the AMAZING one on one help.
Nothing! He was a great help
Can you decrease your demand curve for GFS rooms at 6 PM? It's annoying having to knock on the door and beg others to let me in
I found your teaching style engaging and had fun in your discussion section

## STUDENT ENGAGEMENT ANALYSIS

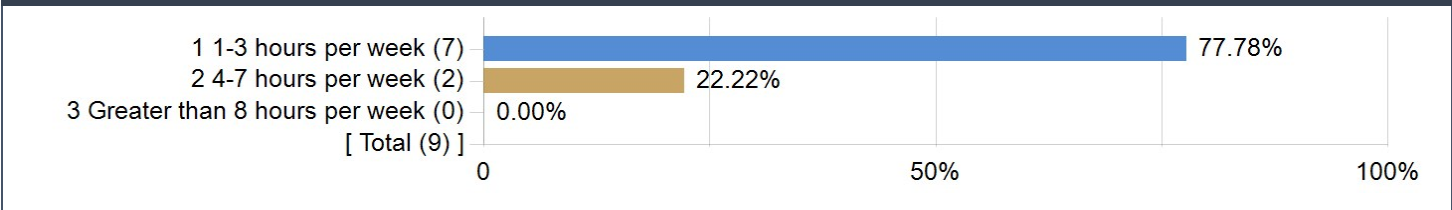
### Number of TA Interactions Outside of Class

TA: Approximately how many times did you interact with teaching assistant **Juan Gonzalez Blanco** outside of class? (e.g., via email, office hours).

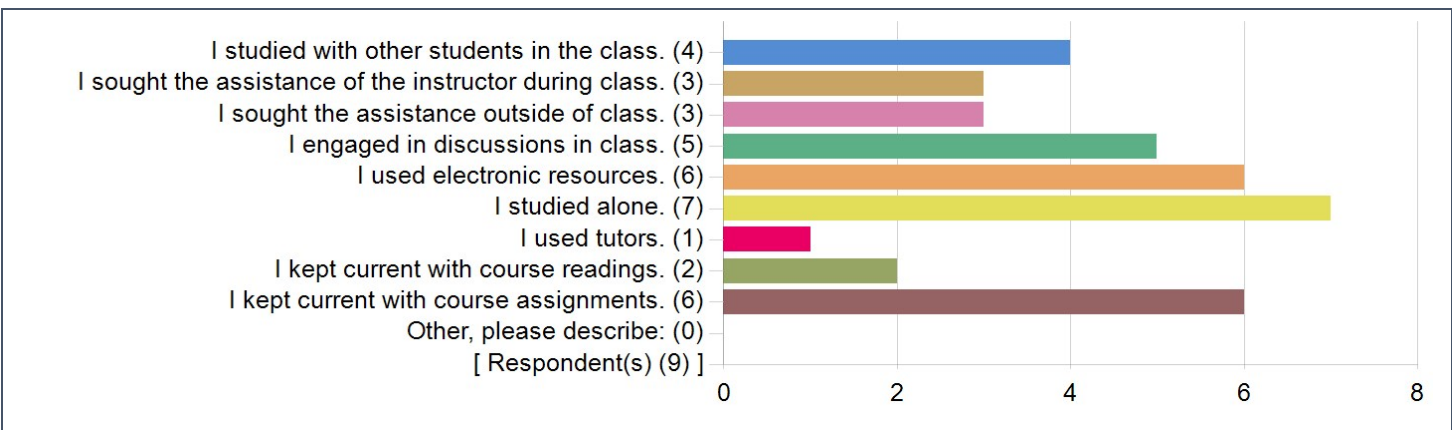


### Approximately how many hours did you spend on coursework outside of the classroom?

Approximately how many hours did you spend on coursework outside of the classroom?



### In what ways have you participated in your learning for this course? (Please select all that apply.)



**Please describe the MOST valuable aspect(s) of this course.**

Comment
the additional help
Assistance outside of class
Going over the material again to refresh memory
Reviewing the problem sets was very helpful.
I really liked how you broke down complex problems and had students engage with you as you did it.

**Please describe the LEAST valuable aspect(s) of this course.**

Comment
none
Nothing
The discussions aren't really discussions because barely anyone answers questions. This is not the TA's fault, but it's very annoying
I think that we could have spent more time on creating study plans/advertise office hours more.

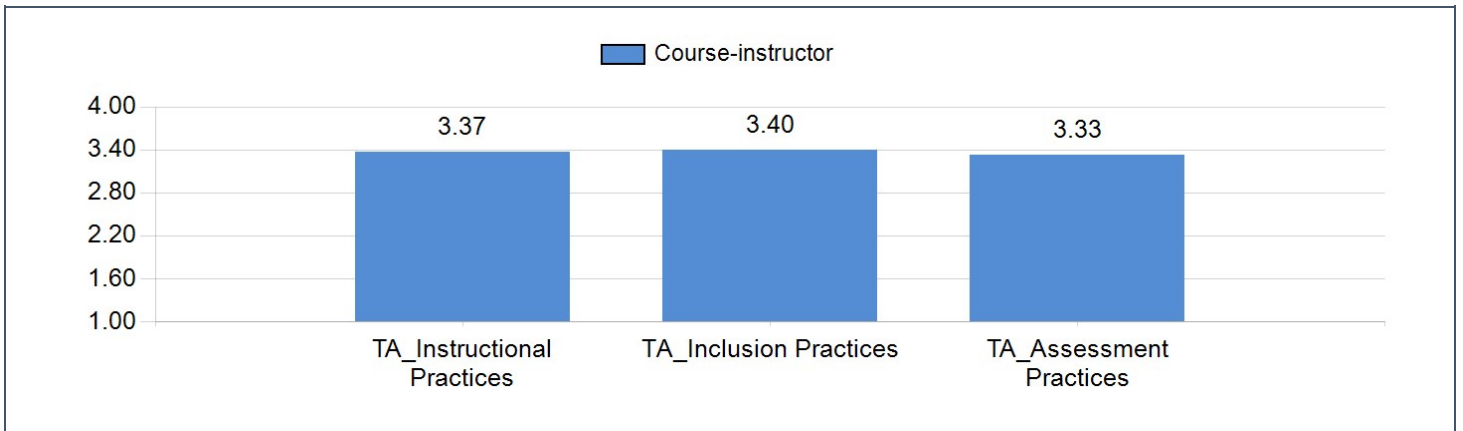
Project Title: **USC Learning Experience Evaluations - Spring 2026**Courses Audience: **19**Responses Received: **10**Response Ratio: **52.63 %**

---

**Report Comments****Please download and save a PDF copy of this report**

## LEARNING EXPERIENCE SUBSCALE ANALYSIS FOR TEACHING ASSISTANT

### Learning Experience Subscale Average Score for Teaching Assistant



Competency	Course-instructor	Standard Deviation
TA_Instructional Practices	3.37	+/-0.49
TA_Inclusion Practices	3.40	+/-0.50
TA_Assessment Practices	3.33	+/-0.53

**TA\_INSTRUCTIONAL PRACTICES**

	N	Mean	Std. Deviation
The teaching assistant carefully explained difficult concepts, methods, and subject matter	10	3.40	0.52
The teaching assistant encouraged questioning and discussion of course topics from the students	10	3.40	0.52
The teaching assistant encouraged me to do my best work.	10	3.30	0.48

**TA\_INCLUSION PRACTICES**

	N	Mean	Std. Deviation
The teaching assistant used a variety of teaching approaches to meet the needs of all students.	10	3.50	0.53
The teaching assistant was receptive to the expression of diverse student viewpoints.	10	3.40	0.52
The teaching assistant demonstrated sensitivity to students' needs and diverse life experiences.	10	3.40	0.52
The course materials included diverse perspectives OR applications to diverse populations.	10	3.30	0.48

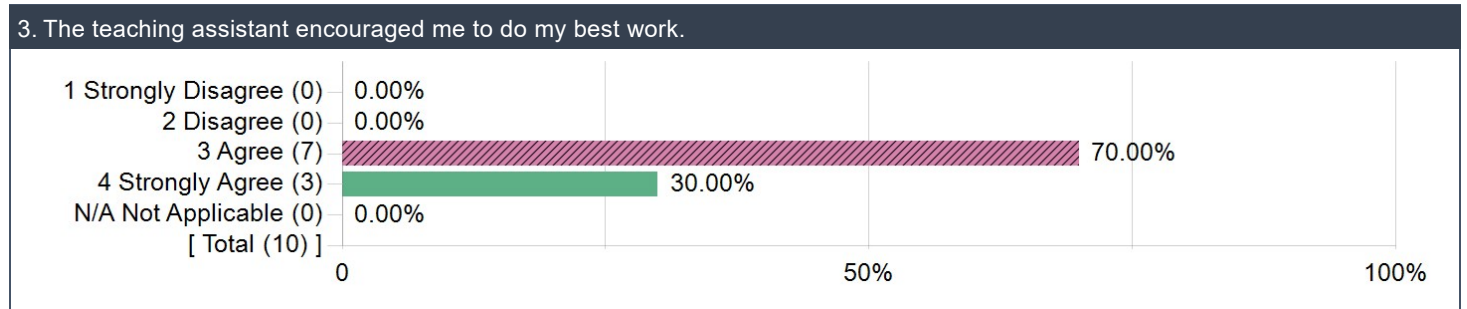
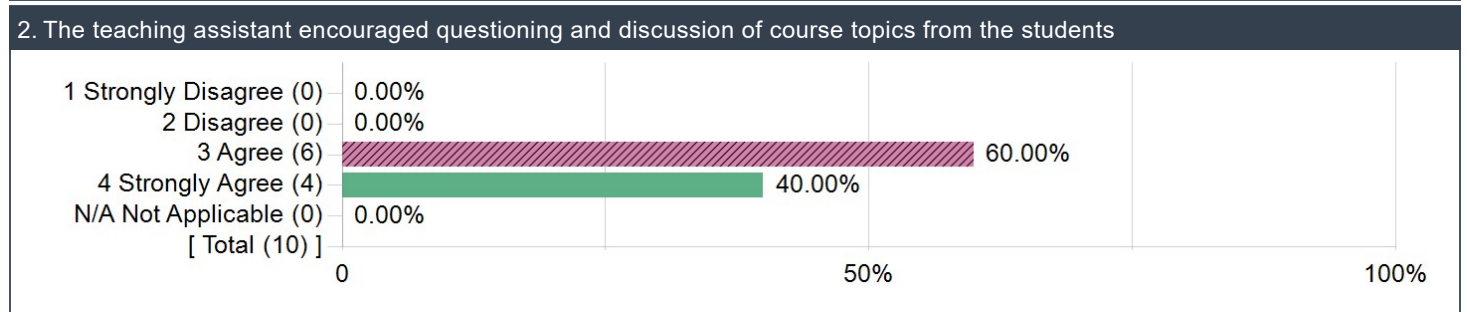
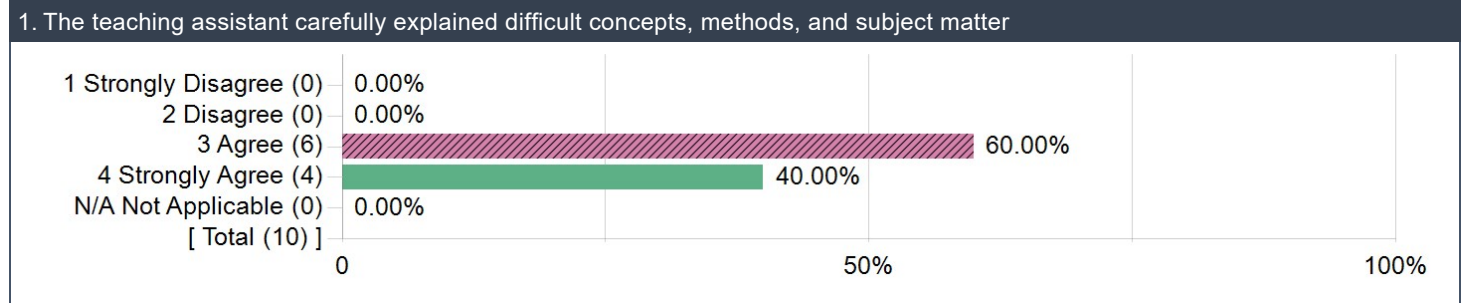
**TA\_ASSESSMENT PRACTICES**

	N	Mean	Std. Deviation
The assessments/assignments reflected what was covered in the course	10	3.40	0.52
The grades I have received thus far reflect the QUALITY of my performance in the course.	10	3.40	0.52
The criteria for good performance on the assignments or assessments were clearly communicated.	10	3.20	0.63
The teaching assistant's evaluation of my performances was constructive.	10	3.30	0.48

## LEARNING EXPERIENCE SUBSCALE ANALYSIS FOR TA: INSTRUCTIONAL PRACTICES

### TA\_INSTRUCTIONAL PRACTICES

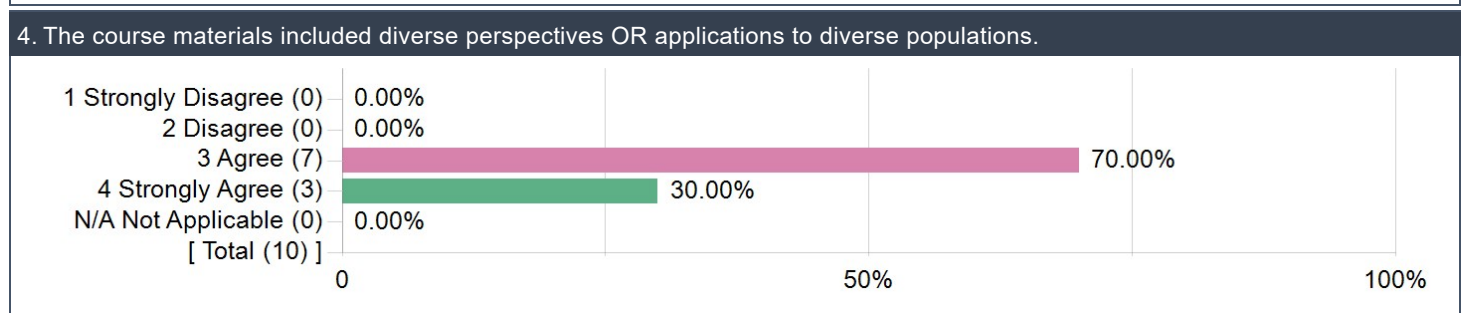
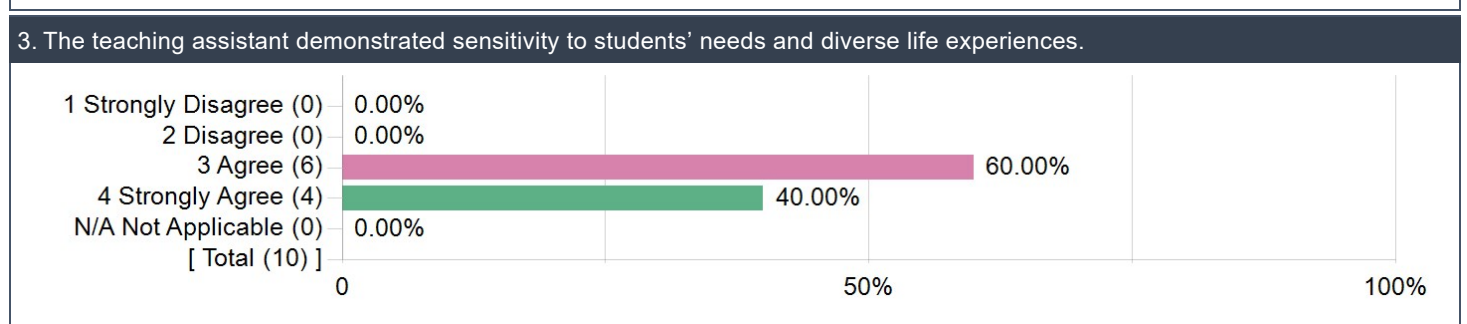
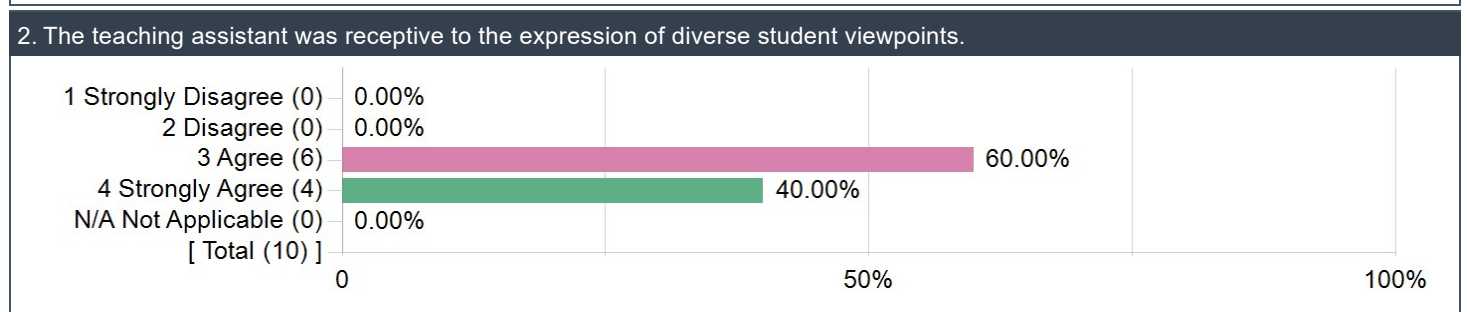
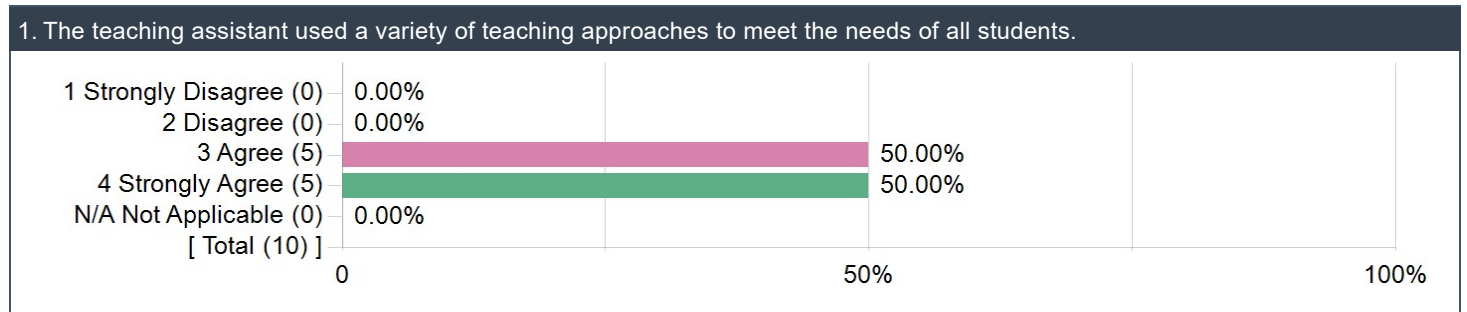
	N	Mean	Std. Deviation
The teaching assistant carefully explained difficult concepts, methods, and subject matter	10	3.40	0.52
The teaching assistant encouraged questioning and discussion of course topics from the students	10	3.40	0.52
The teaching assistant encouraged me to do my best work.	10	3.30	0.48



## LEARNING EXPERIENCE SUBSCALE ANALYSIS FOR TA: INCLUSION PRACTICES

### TA INCLUSION PRACTICES

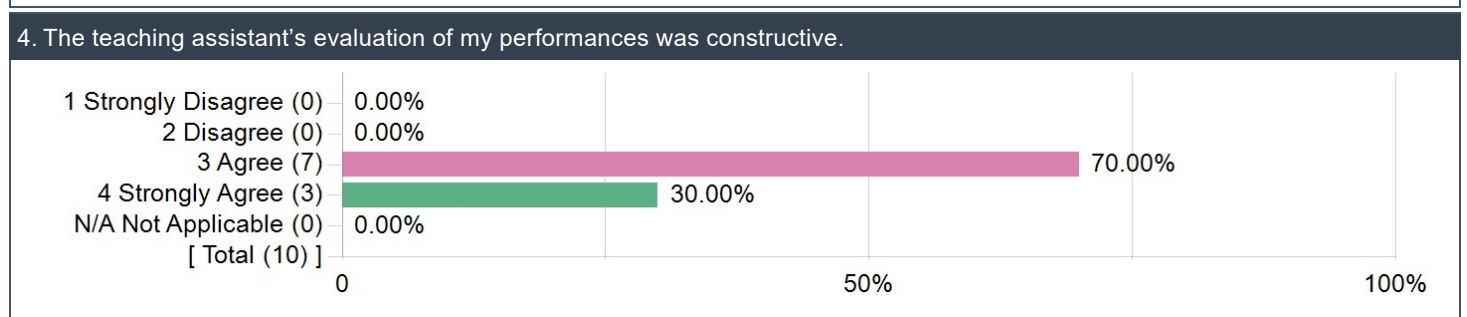
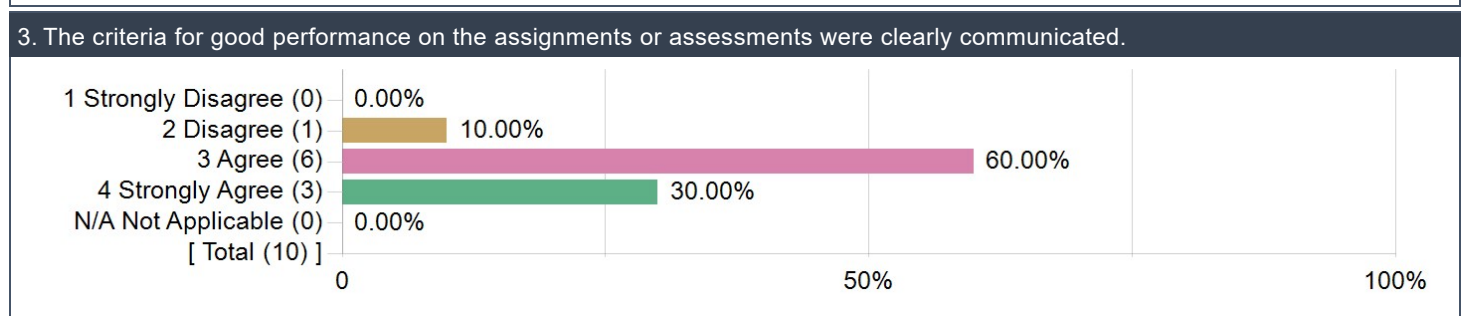
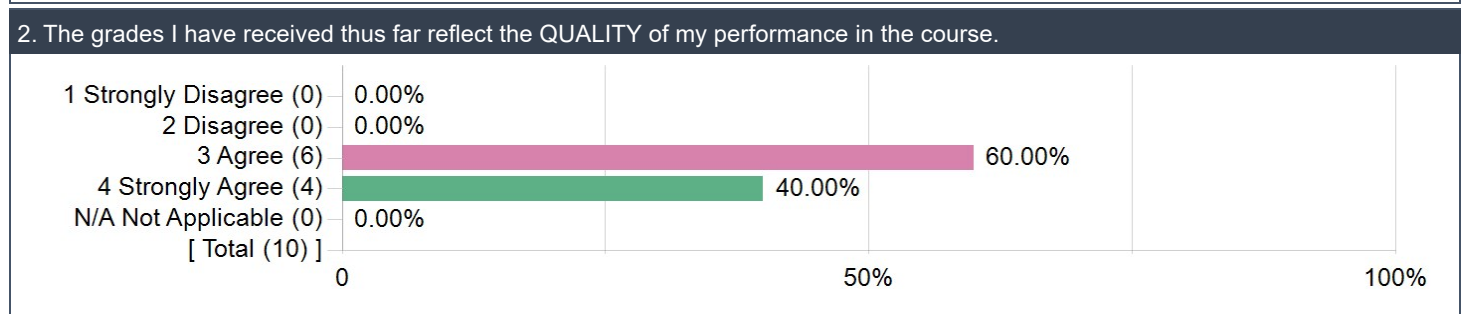
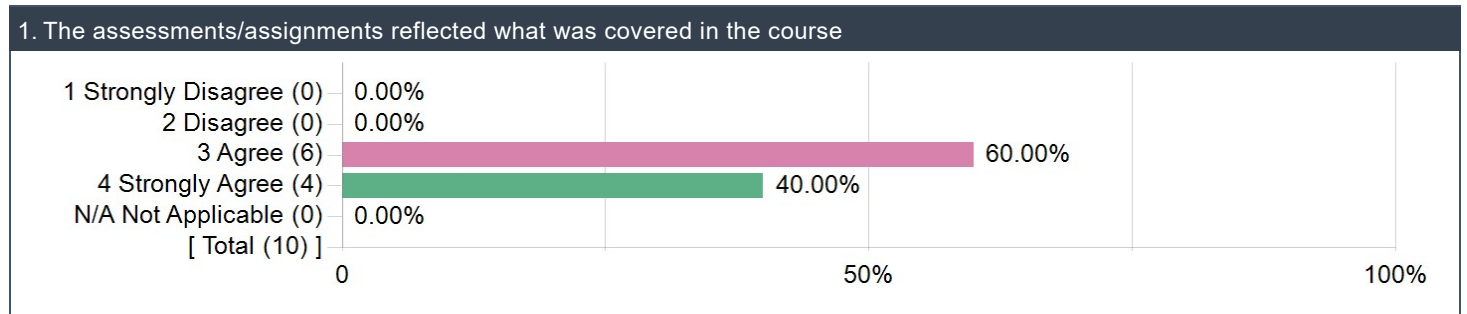
	N	Mean	Std. Deviation
The teaching assistant used a variety of teaching approaches to meet the needs of all students.	10	3.50	0.53
The teaching assistant was receptive to the expression of diverse student viewpoints.	10	3.40	0.52
The teaching assistant demonstrated sensitivity to students' needs and diverse life experiences.	10	3.40	0.52
The course materials included diverse perspectives OR applications to diverse populations.	10	3.30	0.48



## LEARNING EXPERIENCE SUBSCALE ANALYSIS FOR TA: ASSESSMENT PRACTICES

### TA\_ASSESSMENT PRACTICES

	N	Mean	Std. Deviation
The assessments/assignments reflected what was covered in the course	10	3.40	0.52
The grades I have received thus far reflect the QUALITY of my performance in the course.	10	3.40	0.52
The criteria for good performance on the assignments or assessments were clearly communicated.	10	3.20	0.63
The teaching assistant's evaluation of my performances was constructive.	10	3.30	0.48



**TA: Is there additional information or feedback that you would like to share with teaching assistant Juan Gonzalez Blanco?**

Comment
You did a great job explaining concepts and helping students learn how to do problems. I just wish we had more time in our discussions to go through more problems.
Funny person and fun to have classes with
Such a great TA, one of my favorites during my entire USC experience.

## STUDENT ENGAGEMENT ANALYSIS

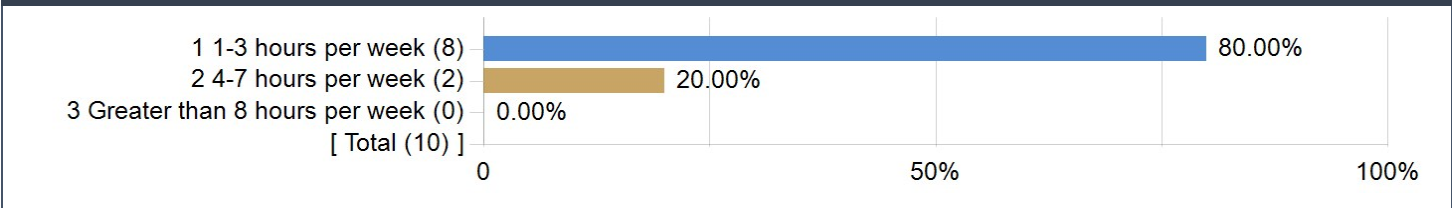
### Number of TA Interactions Outside of Class

TA: Approximately how many times did you interact with teaching assistant **Juan Gonzalez Blanco** outside of class? (e.g., via email, office hours).

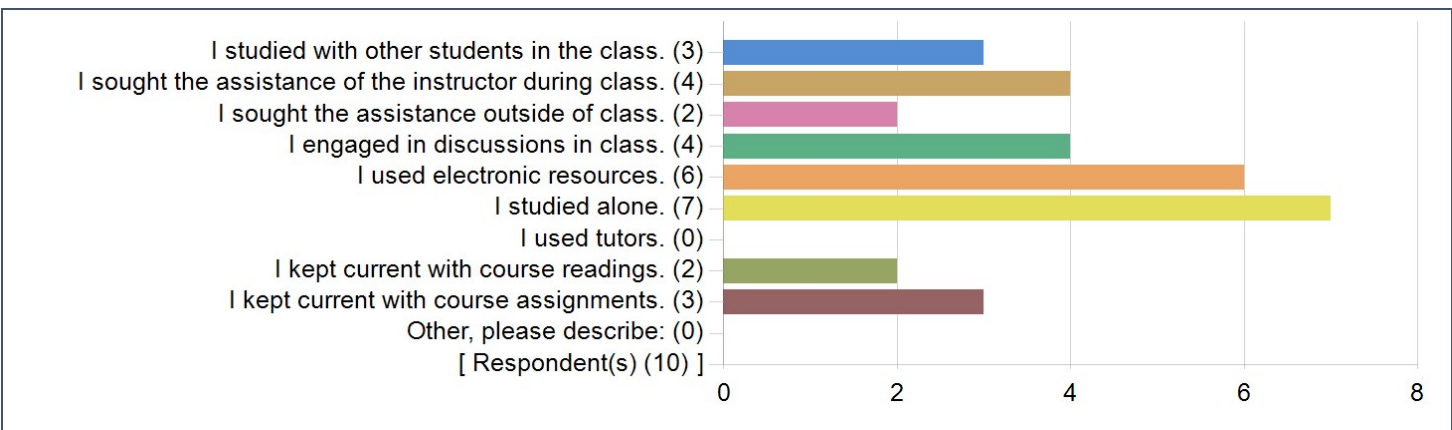


### Approximately how many hours did you spend on coursework outside of the classroom?

Approximately how many hours did you spend on coursework outside of the classroom?



### In what ways have you participated in your learning for this course? (Please select all that apply.)



**Please describe the MOST valuable aspect(s) of this course.**

Comment
Juan always explained concepts very thoroughly if we were confused in discussion.
Every discussion was very valuable & allowing us to bring our questions and going through problem types. As well as bringing in examples that we may know!
Going through the problem sets during discussion helped me understand the more challenging questions

**Please describe the LEAST valuable aspect(s) of this course.**

Comment
None, it was all amazing!